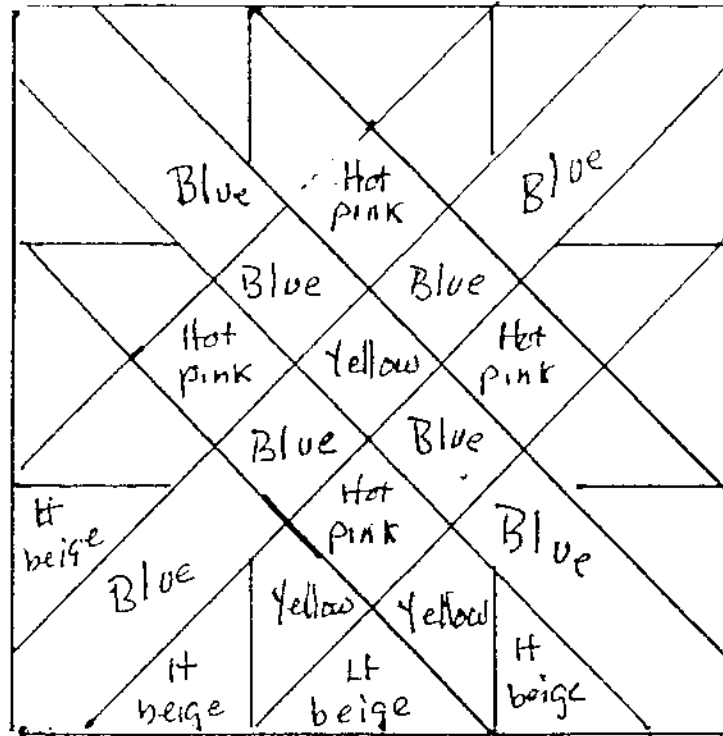


May 2010

Mexican Star
from 2002/2003



12" block. Do not use these colors Piecing

- Cutting:
- A 4 pieces in medium/dark blue
 - B 8 " beige/off white
 - C 4 and 4C reversed in bright yellow
 - D 4 in beige/off white
 - E 1 yellow, 4 med/dk blue, 4 hot pink print

Make a 9 patch block of the E's, with the yellow in the center.

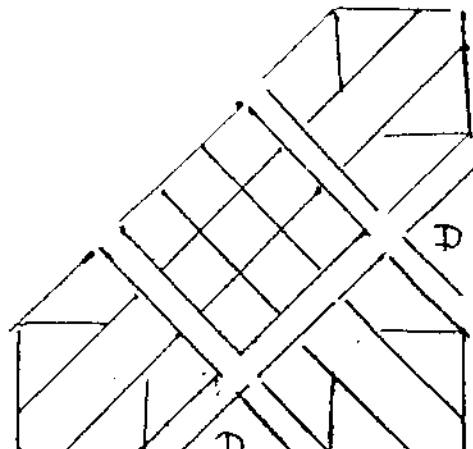
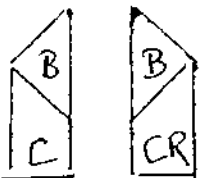
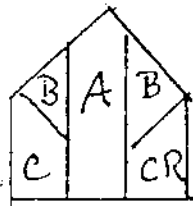
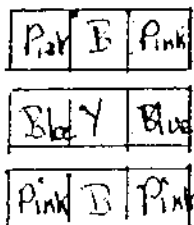
Sew the Beige to the C and CR peices.. Attach these to the A's.

Put one at either end of the 9 patch.

Sew D pieces to ends of remaining side units, and attach to complete block.

* Use your own choice scraps

9 Patch E



May

Full-Size
Patterns for
Mexican
Star Block

