


FEBRUARY



This block is appropriately called "Steps to the altar" you will need three colors of scarlet red, pinks and whites.

In this block you will be making half square triangle blocks using color A and B

Color A (Red) needs a $14 \frac{5}{8}$ " x $4 \frac{7}{8}$ " strip to make three $4 \frac{7}{8}$ " squares to make half square triangle squares with Color B

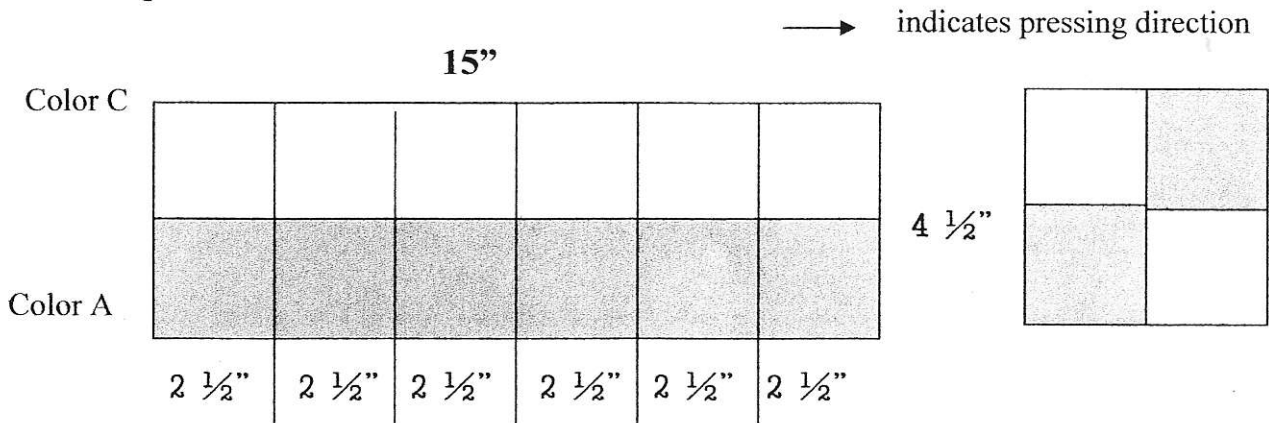
And a 15 " x $2 \frac{1}{2}$ " strip for checkerboard with C

Color B (Pink) needs a $14 \frac{5}{8}$ " x $4 \frac{7}{8}$ " strip to make three $4 \frac{7}{8}$ " squares to make half square triangle squares with Color A

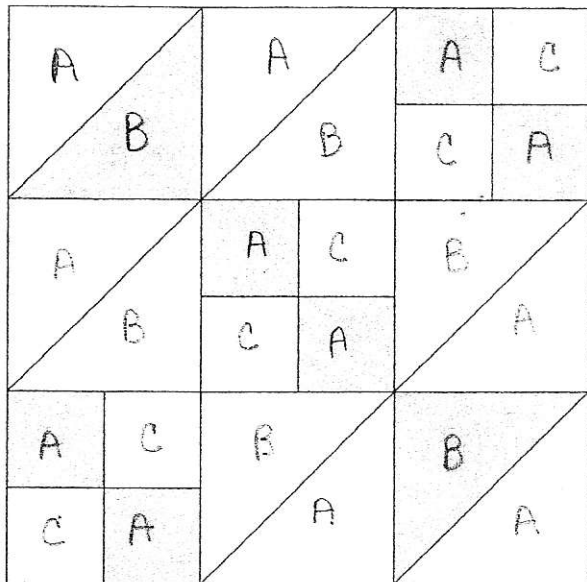
Color C (White) needs a 15 " x $2 \frac{1}{2}$ " strip for checkerboard square with A.

To create the checkerboard you will need Colors A and C:

Sew colors A and C lengthwise using $\frac{1}{4}$ " seam allowance. Cut into $2 \frac{1}{2}$ " x $4 \frac{1}{2}$ " rectangles. Create a checker board $4 \frac{1}{2}$ " square by sewing two rectangles in opposite colors together using $\frac{1}{4}$ " seam



Block



Block Construction Units

